

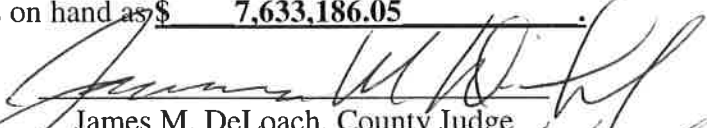
MINUTES OF COUNTY FINANCES
TREASURER'S REPORT

IN THE MATTER OF COUNTY FINANCES
IN THE HANDS OF JERRY YARBROUGH
TREASURER OF LAMB COUNTY, TEXAS

COMMISSIONER'S COURT
LAMB COUNTY, TEXAS
IN REGUAR SESSION,
4TH QUARTER2016


2ND QUARTER 2016

IN ACCORDANCE with Section 114.026, Local Government Code, we, the undersigned, constituting the entire Commissioners Court of said County, certify that on the 14th day of November, 2016, at the Regular term of Court, we compared and examined the quarterly report of JERRY YARBROUGH, Treasurer of Lamb County, Texas for the 1st quarter, 2016, and finding the same correct, entered an order in the Minutes approving said Report, which states total cash and other assets on hand as \$ 7,633,186.05.


James M. DeLoach, County Judge


Cory DeBerry, Commissioner Pct. 1


Kent Lewis, Commissioner, Pct. 2



Danny Short, Commissioner Pct. 3


Jimmy Young, Commissioner, Pct. 4

SWORN TO AND SUBSCRIBED BEFORE ME, by James M. DeLoach, County Judge, and County Commissioners of said Lamb County, each respectively, on this the 14th day of November, A. D., 2016.


Attest: Tonya Ritchie, County Clerk

FILED FOR RECORD THIS 14th DAY OF November, A.D. 2016, and recorded on the 14th day of November, A.D. 2016.


Tonya Ritchie, County Clerk and
Ex-Officio Clerk of the Commissioners
Court in and for Lamb County, Texas

By:

Deputy



QUARTERLY REPORT FOR PERIOD ENDING JUNE 30, 2016

SUBMITTED TO: COMMISSIONERS' COURT, LAMB COUNTY

PREPARED AND SUBMITTED BY: JERRY YARBROUGH
INVESTMENT OFFICER
COUNTY TREASURER


Signature

This report is made in accordance with provisions of Government Code 2256, the public Funds Investment Act, which requires quarterly reporting of investment transactions for the county funds to the commissioners' court. The investments held in Lamb County's portfolio comply with the Public Funds Investment Act and with the County's investment policy and strategies.

The cash availability in each account is monitored daily. The goal in each account is to maintain adequate monies to cover usual and customary monthly expenditures in each fund.

LAMB COUNTY

2ND QUARTER

ENDING

JUNE 30, 2016

QUARTERLY INVESTMENT REPORT

2ND QUARTER 2016

THE CASH IN OUR OPERATING ACCOUNTS (AIM BANK) IS MONITORED DAILY. ALL FUNDS ARE FIRST BASED ON THE NINETY DAY TREASURY BILL RATE ADJUSTED MONTHLY ON THE FIRST TUESDAY OF EACH MONTH.

AIM BANK

	<u>Amount on Deposit (All Accts.)</u>	<u>Interest Earned</u>	<u>Rate</u>
April	\$1,058,335.17	\$3,534.67	0.50%
May	\$899,570.43	\$3,576.92	0.50%
June	\$1,203,163.63	\$2,982.32	0.50%

Investors Cash Trust

	<u>Amount on Deposit</u>	<u>Interest Earned</u>	<u>Rate</u>
April	\$0.00	\$0.00	0.00%
May	\$0.00	\$0.00	0.00%
June	\$0.00	\$0.00	0.00%

TEXPOOL

	<u>Amount on Deposit</u>	<u>Interest Earned</u>	<u>Rate</u>
April	\$29.29	\$0.00	0.00%
May	\$29.29	\$0.00	0.00%
June	\$29.29	\$0.00	0.00%

Total interest earned for this quarter: \$10,093.91

Total interest earned Year to date: \$39,197.18
October 2015 through September 2016

FUND-ACCT. NO.	ACCOUNT NAME	CASH	INVESTMENTS	FUND TOTAL
010-GENERAL FUND				
010-1001	CLAIM ON CASH-GENERAL FUND	4,607,724.35		
010-1103	POOLED INVESTMENTS		0.00	
010-1105	TEXPOOL - GENERAL		11.26	
TOTAL 010-GENERAL FUND		4,607,724.35	11.26	4,607,735.61
021-ROAD & BRIDGE 1				
021-1001	CLAIM ON CASH-R&B 1	314,447.09		
021-1103	POOLED INVESTMENTS		0.00	
021-1105	TEXPOOL - PRECINCT 1		7.83	
TOTAL 021-ROAD & BRIDGE 1		314,447.09	7.83	314,454.92
022-ROAD & BRIDGE 2				
022-1001	CLAIM ON CASH-R&B 2	262,849.44		
022-1103	POOLED INVESTMENTS		0.00	
022-1105	INVESTMENT CD		0.00	
TOTAL 022-ROAD & BRIDGE 2		262,849.44	0.00	262,849.44
023-ROAD & BRIDGE 3				
023-1001	CLAIM ON CASH-R&B 3	163,189.99		
023-1103	POOLED INVESTMENTS		0.00	
023-1105	INVESTMENT CD		0.00	
TOTAL 023-ROAD & BRIDGE 3		163,189.99	0.00	163,189.99
024-ROAD & BRIDGE 4				
024-1001	CLAIM ON CASH-R&B 4	518,698.23		
024-1103	POOLED INVESTMENTS		0.00	
024-1105	INVESTMENT CD		0.00	
TOTAL 024-ROAD & BRIDGE 4		518,698.23	0.00	518,698.23
055-LAMB HEALTHCARE CENTER				
055-1000	HOSPITAL CASH	577,180.26		
055-1001	LAMB CO HOSPITAL CASH	0.00		
055-1103	SECURITY STATE CD		0.00	
055-1105	TEXPOOL - HOSPITAL		10.20	
TOTAL 055-LAMB HEALTHCARE CENTER		577,180.26	10.20	577,190.46

FUND-ACCT. NO.	ACCOUNT NAME	CASH	INVESTMENTS	FUND TOTAL
056-BAIL BOND BOARD ACCOUNT				
=====				
056-1001	CLAIM ON CASH-BAIL BOND (APPLI	6,272.94		
	TOTAL 056-BAIL BOND BOARD ACCOUNT	6,272.94	0.00	6,272.94
057-JURY FUND				
=====				
057-1001	CLAIM ON CASH-JURY FUND	37,944.04		
057-1103	POOLED INVESTMENTS		0.00	
057-1105	INVESTMENT		0.00	
	TOTAL 057-JURY FUND	37,944.04	0.00	37,944.04
059-GRANTS FUND				
=====				
059-1001	CLAIM ON CASH-GRANT FUND	40,354.96		
	TOTAL 059-GRANTS FUND	40,354.96	0.00	40,354.96
060-LIBRARY GRANTS				
=====				
060-1001	CLAIM ON CASH-LIBRARY GRANTS	(965.21)		
	TOTAL 060-LIBRARY GRANTS	(965.21)	0.00	(965.21)
083-CHILD ABUSE PREV/FAM PROT				
=====				
083-1001	CLAIM ON CASH-CHILD ABUSE/FAM	8,649.00		
	TOTAL 083-CHILD ABUSE PREV/FAM PROT	8,649.00	0.00	8,649.00
084-COURT HOUSE SECURITY				
=====				
084-1001	CLAIM ON CASH-COURT HOUSE SECU	26,322.07		
084-1103	POOLED INVESTMENTS		0.00	
	TOTAL 084-COURT HOUSE SECURITY	26,322.07	0.00	26,322.07
085-COMM COURT RECORDS PRES				
=====				
085-1001	CLAIM ON CASH-CC RECORDS PRES	34,144.06		
085-1103	POOLED INVESTMENTS		0.00	
	TOTAL 085-COMM COURT RECORDS PRES	34,144.06	0.00	34,144.06
086-COUNTY CLERK RECORDS PRES				
=====				
086-1001	CLAIM ON CASH-CO CLERK RECORDS	27,693.72		
086-1103	POOLED INVESTMENTS		0.00	
	TOTAL 086-COUNTY CLERK RECORDS PRES	27,693.72	0.00	27,693.72

LAMB COUNTY, TEXAS
 CASH & INVESTMENTS BY FUND
 AS OF: JUNE 30TH, 2016

FUND-ACCT. NO.	ACCOUNT NAME	CASH	INVESTMENTS	FUND TOTAL
087-DIST CLERK RECORDS PRES				
=====				
087-1001	CLAIM ON CASH-DIST CLERK RECOR	7,502.05		
087-1103	POOLED INVESTMENTS		0.00	
TOTAL 087-DIST CLERK RECORDS PRES		7,502.05	0.00	7,502.05
088-COUNTY & DISTRICT TECH FU				
=====				
088-1001	CLAIM ON CASH-CO & DIST TECH	2,008.99		
TOTAL 088-COUNTY & DISTRICT TECH FU		2,008.99	0.00	2,008.99
089-DIST COURTS TECH/ARCHIVE				
=====				
089-1001	CLAIM ON CASH-DIST COURT ARCHI	5,885.96		
TOTAL 089-DIST COURTS TECH/ARCHIVE		5,885.96	0.00	5,885.96
131-JP TECHNOLOGY FUND				
=====				
131-1001	CLAIM ON CASH-JP TECHNOLOGY	18,383.06		
131-1103	POOLED INVESTMENTS		0.00	
TOTAL 131-JP TECHNOLOGY FUND		18,383.06	0.00	18,383.06
133-JP SECURITY FUND				
=====				
133-1001	CLAIM ON CASH-JP SECURITY	12,529.83		
133-1103	POOLED INVESTMENTS		0.00	
TOTAL 133-JP SECURITY FUND		12,529.83	0.00	12,529.83
140-JUVENILE PROBATION FUND				
=====				
140-1001	CLAIM ON CASH-JUV PROBATION	(16,267.52)		
140-1003	JPO RESTITUTION ACCT	285.00		
TOTAL 140-JUVENILE PROBATION FUND		(15,982.52)	0.00	(15,982.52)
141-STAND GRANT				
=====				
141-1001	CLAIM ON CASH-STAND GRANT	(6,772.58)		
TOTAL 141-STAND GRANT		(6,772.58)	0.00	(6,772.58)
142-TITLE IV-E FUND				
=====				
142-1000	IV-E CASH ACCOUNT	28,357.13		
142-1001	CLAIM ON CASH- IV-E	0.00		
TOTAL 142-TITLE IV-E FUND		28,357.13	0.00	28,357.13

FUND-ACCT. NO.	ACCOUNT NAME	CASH	INVESTMENTS	FUND TOTAL
<u>143-LAMB COUNTY 4-H ACTION</u>				
=====				
143-1000	LAMB COUNTY 4H ACTION FOR KIDS	0.00		
TOTAL 143-LAMB COUNTY 4-H ACTION		0.00	0.00	0.00
<u>144-JPO-STATE AID</u>				
=====				
144-1001	CLAIM ON CASH-JPO STATE AID	31,696.90		
TOTAL 144-JPO-STATE AID		31,696.90	0.00	31,696.90
<u>150-CO CLERK ELECTION ADMIN</u>				
=====				
150-1001	CLAIM ON CASH-ELECTION ADMIN	893.36		
TOTAL 150-CO CLERK ELECTION ADMIN		893.36	0.00	893.36
<u>151-CO CLERK RECORDS ARCHIVE</u>				
=====				
151-1001	CLAIM ON CASH-CO CLERK ARCHIVE	67,701.03		
TOTAL 151-CO CLERK RECORDS ARCHIVE		67,701.03	0.00	67,701.03
<u>165-TAX A/C- VOTER REG FUND</u>				
=====				
165-1000	CASH-TAX A/C VOTER REG ACCT	6.57		
TOTAL 165-TAX A/C- VOTER REG FUND		6.57	0.00	6.57
<u>171-VCLG GRANT</u>				
=====				
171-1001	CLAIM ON CASH-VCLG GRANT	(3,358.70)		
TOTAL 171-VCLG GRANT		(3,358.70)	0.00	(3,358.70)
<u>173-PRE-TRIAL DIVERSION</u>				
=====				
173-1001	CLAIM ON CASH-PRE-TRIAL DIVERS	61,896.32		
173-1103	POOLED INVESTMENTS		0.00	
TOTAL 173-PRE-TRIAL DIVERSION		61,896.32	0.00	61,896.32
<u>174-DWI VIDEO FUND</u>				
=====				
174-1001	CLAIM ON CASH-DWI VIDEO	3,644.32		
TOTAL 174-DWI VIDEO FUND		3,644.32	0.00	3,644.32
<u>175-CO ATTY DRUG FORFEITURE</u>				
=====				
175-1000	CO ATTY DRUG FORFEITURE ACCT	53,482.60		
175-1001	CLAIM ON CASH-CA FORFEITURE	0.00		
TOTAL 175-CO ATTY DRUG FORFEITURE		53,482.60	0.00	53,482.60

FUND-ACCT. NO.	ACCOUNT NAME	CASH	INVESTMENTS	FUND TOTAL
176-CO ATTY HOT CK FEE FUND				
=====				
176-1000	CO ATTY HOT CHECK FEE FUND	5,175.47		
176-1001	CLAIM ON CASH-HOT CK FEE FUND	0.00		
	TOTAL 176-CO ATTY HOT CK FEE FUND	5,175.47	0.00	5,175.47
180-SHERIFF COMMISSARY FUND				
=====				
180-1000	SHERIFF COMMISSARY ACCT	22,396.33		
	TOTAL 180-SHERIFF COMMISSARY FUND	22,396.33	0.00	22,396.33
181-SHERIFF FORFEITURE-STATE				
=====				
181-1000	SHERIFF FORFEITURE-STATE CASH	74,281.20		
	TOTAL 181-SHERIFF FORFEITURE-STATE	74,281.20	0.00	74,281.20
182-SHERIFF FORFEITURE-FEDERA				
=====				
182-1000	SHERIFF FOREFITURE-FED CASH	0.00		
	TOTAL 182-SHERIFF FORFEITURE-FEDERA	0.00	0.00	0.00
190-COUNTY LIBRARY-LITTLEFIEL				
=====				
190-1000	LFD-LAMB CO LIBRARY ADV BOARD	0.43		
190-1001	CLAIM ON CASH-LFD LIBRARY	2,310.04		
	TOTAL 190-COUNTY LIBRARY-LITTLEFIEL	2,310.47	0.00	2,310.47
191-OLTON LIBRARY				
=====				
191-1000	OLTON LIBRARY LOCAL DONATIONS	0.00		
191-1001	CLAIM ON CASH-OLT LIBRARY	6,161.10		
	TOTAL 191-OLTON LIBRARY	6,161.10	0.00	6,161.10
195-HISTORICAL COMMISSION				
=====				
195-1001	CLAIM ON CASH-HISTORICAL COMMI	8.46		
	TOTAL 195-HISTORICAL COMMISSION	8.46	0.00	8.46
301-CAPITAL PROJECTS				
=====				
301-1001	CLAIM ON CASH-CAP PROJECTS	7.17		
301-1103	POOLED INVESTMENTS		0.00	
	TOTAL 301-CAPITAL PROJECTS	7.17	0.00	7.17

LAMB COUNTY, TEXAS
 CASH & INVESTMENTS BY FUND
 AS OF: JUNE 30TH, 2016

FUND-ACCT. NO.	ACCOUNT NAME	CASH	INVESTMENTS	FUND TOTAL
<u>502-DISTRICT CLERK</u>				
=====				
502-1002	DIST CLERK ACCOUNT	315,368.93		
502-1004	DIST CLERK-CIVIL FEES	42,165.68		
502-1005	DIST CLERK-CRIMINAL FEES	30,738.71		
502-1006	DISTRICT CLERK TRUST ACCOUNTS	23,535.01		
	TOTAL 502-DISTRICT CLERK	327,476.97	0.00	327,476.97
<u>504-COUNTY CLERK</u>				
=====				
504-1002	CO CLERK CASH BOND-CRIMINAL	17,919.00		
504-1004	CO CLERK-GENERAL FUND CASH	55.10		
504-1005	CO CLERK-CRIM PARTIAL PMT	1,664.32		
504-1006	CO CLERK-TRUST ACCOUNTS	0.00		
	TOTAL 504-COUNTY CLERK	19,638.42	0.00	19,638.42
<u>505-TAX ACCESSOR/COLLECTOR</u>				
=====				
505-1004	TAX A/C- AUTO ACCT AIM BANK	143,864.50		
505-1005	TAX A/C- AUTO ACCT FIRST UNITE	39.59		
505-1006	TAX A/C-AUTO ACCT HAPPY STATE	6.11		
505-1007	TAX A/C- TAX ACCOUNT	5,165.20		
505-1008	TAX A/C- ESCROW ACCOUNT	1,926.32		
	TOTAL 505-TAX ACCESSOR/COLLECTOR	151,001.72	0.00	151,001.72
<u>506-COUNTY TREASURER</u>				
=====				
506-1002	LAMB CO CAFETERIA PLAN ACCT	11,944.10		
506-1006	SPADE ACCOUNT-GRANT	0.00		
506-1007	CASH-LAMB CO BAIL BONDS ACCT	12,281.92		
506-1008	TREAS CASH BOND ACCOUNT	12,750.00		
	TOTAL 506-COUNTY TREASURER	36,976.02	0.00	36,976.02
<u>507-COUNTY ATTORNEY</u>				
=====				
507-1006	CO ATTY SEIZURE ACCOUNT	4,506.52		
507-1007	CO ATTY TRUST HOT CHECK FUND	3,246.30		
	TOTAL 507-COUNTY ATTORNEY	7,752.82	0.00	7,752.82
<u>509-ADULT PROBATION</u>				
=====				
509-1002	154th J.D. -PTAF CASH ACCOUNT	3,223.00		
509-1004	LAMB COUNTY PTAF-CASH ACCOUNT	0.00		
	TOTAL 509-ADULT PROBATION	3,223.00	0.00	3,223.00

FUND-ACCT. NO.	ACCOUNT NAME	CASH	INVESTMENTS	FUND TOTAL
511-JUSTICE OF THE PEACE				
=====				
511-1011	JP 1 CASH ACCOUNT	1,870.21		
511-1012	JP 2 CASH ACCOUNT	736.55		
511-1013	JP 3 CASH ACCOUNT	833.49		
511-1014	JP 4 CASH ACCOUNT	235.61		
	TOTAL 511-JUSTICE OF THE PEACE	2,202.76	0.00	2,202.76
515-SHERIFF				
=====				
515-1003	SHERIFF BOND FEES-0244716	0.00		
515-1006	SHERIFF SEIZURE-STATE CASH	1.00		
515-1007	SHERIFF PETTY CASH ACCT	0.00		
515-1008	SHERIFF LEOSE CASH ACCOUNT	14,467.91		
515-1009	SHERIFF PRISONER TRUST CASH	6,638.11		
515-1010	SHERIFF UNCLAIMED PRISONER ACC	0.00		
515-1011	SHERIFF TRUST ACCOUNT	516.75		
515-1013	SHERIFF TOYS FOR KIDS CASH ACC	8,012.51		
	TOTAL 515-SHERIFF	29,636.28	0.00	29,636.28
600-ADULT-BASIC SUPERVISION				
=====				
600-1000	CSCD CASH-AIM BANK	0.00		
600-1001	CLAIM ON CASH-CSCD BASIC SUPER	45,094.48		
	TOTAL 600-ADULT-BASIC SUPERVISION	45,094.48	0.00	45,094.48
601-ADULT-CCP COMMUNITY CORRE				
=====				
601-1000	CCP COMMUNITY CORRECTIONS	0.00		
601-1001	CLAIM ON CASH-CSCD CCP COMMUNI	6,521.45		
	TOTAL 601-ADULT-CCP COMMUNITY CORRE	6,521.45	0.00	6,521.45
801-DEBT SERVICE				
=====				
801-1001	CLAIM ON CASH-DEBT SERVICE	913.38		
801-1103	POOLED INVESTMENTS		0.00	
801-1105	DEBT SERVICE INVESTMENT		0.00	
	TOTAL 801-DEBT SERVICE	913.38	0.00	913.38
TOTAL CASH & INVESTMENTS				
		7,633,156.76	29.29	7,633,186.05
		=====	=====	=====

*** END OF REPORT ***

	BEGINNING BALANCE	TOTAL DEBITS	TOTAL CREDITS	ENDING BALANCE	AVERAGE DAILY BALANCE
GENERAL FUND					
010-1001 CLAIM ON CASH-GE	5,818,876.89	391,890.90	1,603,043.44CR	4,607,724.35	5,257,715.72
010-1105 TEXPOOL - GENERA	11.26	0.00	0.00	11.26	11.26
FUND 010 TOTAL	5,818,888.15	391,890.90	1,603,043.44CR	4,607,735.61	5,257,726.98
ROAD & BRIDGE 1					
021-1001 CLAIM ON CASH-R&	284,701.20	148,815.25	119,069.36CR	314,447.09	268,534.84
021-1105 TEXPOOL - PRECIN	7.83	0.00	0.00	7.83	7.83
FUND 021 TOTAL	284,709.03	148,815.25	119,069.36CR	314,454.92	268,542.67
ROAD & BRIDGE 2					
022-1001 CLAIM ON CASH-R&	323,413.02	56,121.94	116,685.52CR	262,849.44	295,357.74
FUND 022 TOTAL	323,413.02	56,121.94	116,685.52CR	262,849.44	295,357.74
ROAD & BRIDGE 3					
023-1001 CLAIM ON CASH-R&	185,041.87	77,165.66	99,017.54CR	163,189.99	179,462.58
FUND 023 TOTAL	185,041.87	77,165.66	99,017.54CR	163,189.99	179,462.58
ROAD & BRIDGE 4					
024-1001 CLAIM ON CASH-R&	547,576.74	56,527.61	85,406.12CR	518,698.23	542,458.98
FUND 024 TOTAL	547,576.74	56,527.61	85,406.12CR	518,698.23	542,458.98
LAMB HEALTHCARE CENTER					
055-1000 HOSPITAL CASH	1,547,212.87	2,292,539.36	3,262,571.97CR	577,180.26	970,428.10
055-1105 TEXPOOL - HOSPIT	10.20	0.00	0.00	10.20	10.20
FUND 055 TOTAL	1,547,223.07	2,292,539.36	3,262,571.97CR	577,190.46	970,438.30
BAIL BOND BOARD ACCOUNT					
056-1001 CLAIM ON CASH-BA	6,264.83	8.11	0.00	6,272.94	6,267.62
FUND 056 TOTAL	6,264.83	8.11	0.00	6,272.94	6,267.62
JURY FUND					
057-1001 CLAIM ON CASH-JU	40,020.20	4,293.84	6,370.00CR	37,944.04	38,140.32
FUND 057 TOTAL	40,020.20	4,293.84	6,370.00CR	37,944.04	38,140.32

		BEGINNING BALANCE	TOTAL DEBITS	TOTAL CREDITS	ENDING BALANCE	AVERAGE DAILY BALANCE
GRANTS FUND						
059-1001	CLAIM ON CASH-GR	40,354.96	0.00	0.00	40,354.96	40,354.96
	FUND 059 TOTAL	<u>40,354.96</u>	<u>0.00</u>	<u>0.00</u>	<u>40,354.96</u>	<u>40,354.96</u>
LIBRARY GRANTS						
060-1001	CLAIM ON CASH-LI	644.94CR	0.00	320.27CR	965.21CR	880.74CR
	FUND 060 TOTAL	<u>644.94CR</u>	<u>0.00</u>	<u>320.27CR</u>	<u>965.21CR</u>	<u>880.74CR</u>
EMERGENCY FOOD & SHELTER						
061-1000	PUBLIC ASST FOOD	0.00	0.00	0.00	0.00	0.00
	FUND 061 TOTAL	<u>0.00</u>	<u>0.00</u>	<u>0.00</u>	<u>0.00</u>	<u>0.00</u>
TEXAS CAPITAL FUND GRANT						
062-1000	TEXAS CAPITAL FU	0.00	0.00	0.00	0.00	0.00
	FUND 062 TOTAL	<u>0.00</u>	<u>0.00</u>	<u>0.00</u>	<u>0.00</u>	<u>0.00</u>
CHILD ABUSE PREV/FAM PROT						
083-1001	CLAIM ON CASH-CH	8,514.00	135.00	0.00	8,649.00	8,575.98
	FUND 083 TOTAL	<u>8,514.00</u>	<u>135.00</u>	<u>0.00</u>	<u>8,649.00</u>	<u>8,575.98</u>
COURT HOUSE SECURITY						
084-1001	CLAIM ON CASH-CO	25,141.41	1,613.51	432.85CR	26,322.07	25,666.91
	FUND 084 TOTAL	<u>25,141.41</u>	<u>1,613.51</u>	<u>432.85CR</u>	<u>26,322.07</u>	<u>25,666.91</u>
COMM COURT RECORDS PRES						
085-1001	CLAIM ON CASH-CC	32,689.01	1,455.05	0.00	34,144.06	33,393.13
	FUND 085 TOTAL	<u>32,689.01</u>	<u>1,455.05</u>	<u>0.00</u>	<u>34,144.06</u>	<u>33,393.13</u>
COUNTY CLERK RECORDS PRES						
086-1001	CLAIM ON CASH-CO	25,790.99	8,533.84	6,631.11CR	27,693.72	27,040.73
	FUND 086 TOTAL	<u>25,790.99</u>	<u>8,533.84</u>	<u>6,631.11CR</u>	<u>27,693.72</u>	<u>27,040.73</u>

		BEGINNING BALANCE	TOTAL DEBITS	TOTAL CREDITS	ENDING BALANCE	AVERAGE DAILY BALANCE
DIST CLERK RECORDS PRES						
087-1001	CLAIM ON CASH-DI	7,032.22	469.83	0.00	7,502.05	7,214.65
	FUND 087 TOTAL	7,032.22	469.83	0.00	7,502.05	7,214.65
COUNTY & DISTRICT TECH FU						
088-1001	CLAIM ON CASH-CO	1,858.56	150.41	0.00	2,008.99	1,942.15
	FUND 088 TOTAL	1,858.56	150.41	0.00	2,008.99	1,942.15
DIST COURTS TECH/ARCHIVE						
089-1001	CLAIM ON CASH-DI	5,554.59	331.37	0.00	5,885.96	5,691.30
	FUND 089 TOTAL	5,554.59	331.37	0.00	5,885.96	5,691.30
JP TECHNOLOGY FUND						
131-1001	CLAIM ON CASH-JP	17,494.53	888.53	0.00	18,383.06	17,870.37
	FUND 131 TOTAL	17,494.53	888.53	0.00	18,383.06	17,870.37
JP SECURITY FUND						
133-1001	CLAIM ON CASH-JP	12,297.53	232.30	0.00	12,529.83	12,395.09
	FUND 133 TOTAL	12,297.53	232.30	0.00	12,529.83	12,395.09
CO CLERK ELECTION ADMIN						
150-1001	CLAIM ON CASH-EL	893.36	0.00	0.00	893.36	893.36
	FUND 150 TOTAL	893.36	0.00	0.00	893.36	893.36
CO CLERK RECORDS ARCHIVE						
151-1001	CLAIM ON CASH-CO	62,092.20	5,608.83	0.00	67,701.03	64,795.91
	FUND 151 TOTAL	62,092.20	5,608.83	0.00	67,701.03	64,795.91
TAX A/C- VOTER REG FUND						
165-1000	CASH-TAX A/C VOT	6.57	0.00	0.00	6.57	6.57
	FUND 165 TOTAL	6.57	0.00	0.00	6.57	6.57

		BEGINNING BALANCE	TOTAL DEBITS	TOTAL CREDITS	ENDING BALANCE	AVERAGE DAILY BALANCE
PRE-TRIAL DIVERSION						
173-1001	CLAIM ON CASH-PR	60,260.86	4,740.44	3,104.98CR	61,896.32	62,429.48
	FUND 173 TOTAL	60,260.86	4,740.44	3,104.98CR	61,896.32	62,429.48
DWI VIDEO FUND						
174-1001	CLAIM ON CASH-DW	3,576.66	67.66	0.00	3,644.32	3,607.83
	FUND 174 TOTAL	3,576.66	67.66	0.00	3,644.32	3,607.83
CO ATTY DRUG FORFEITURE						
175-1000	CO ATTY DRUG FOR	53,880.53	67.07	465.00CR	53,482.60	53,777.70
	FUND 175 TOTAL	53,880.53	67.07	465.00CR	53,482.60	53,777.70
CO ATTY HOT CK FEE FUND						
176-1000	CO ATTY HOT CHEC	2,643.46	9,897.29	7,365.28CR	5,175.47	3,862.09
	FUND 176 TOTAL	2,643.46	9,897.29	7,365.28CR	5,175.47	3,862.09
SHERIFF COMMISSARY FUND						
180-1000	SHERIFF COMMISSA	19,577.32	4,715.89	1,896.88CR	22,396.33	20,801.47
	FUND 180 TOTAL	19,577.32	4,715.89	1,896.88CR	22,396.33	20,801.47
SHERIFF FORFEITURE-STATE						
181-1000	SHERIFF FORFEITU	74,188.69	92.51	0.00	74,281.20	74,220.51
	FUND 181 TOTAL	74,188.69	92.51	0.00	74,281.20	74,220.51
SHERIFF FORFEITURE-FEDERA						
182-1000	SHERIFF FOREFITU	0.00	0.00	0.00	0.00	0.00
	FUND 182 TOTAL	0.00	0.00	0.00	0.00	0.00
COUNTY LIBRARY-LITTLEFIEL						
190-1000	LFD-LAMB CO LIBR	1,162.21	865.39	2,027.17CR	0.43	1,111.58
190-1001	CLAIM ON CASH-LF	1,054.07	2,085.83	829.91CR	2,310.04	1,284.33
	FUND 190 TOTAL	2,216.28	2,951.27	2,857.08CR	2,310.47	2,395.91

		BEGINNING BALANCE	TOTAL DEBITS	TOTAL CREDITS	ENDING BALANCE	AVERAGE DAILY BALANCE
OLTON LIBRARY						
191-1000	OLTON LIBRARY LO	863.27	0.72	863.99CR	0.00	692.74
191-1001	CLAIM ON CASH-OL	450.00	5,786.10	75.00CR	6,161.10	1,522.68
	FUND 191 TOTAL	1,313.27	5,786.82	938.99CR	6,161.10	2,215.42
HISTORICAL COMMISSION						
195-1001	CLAIM ON CASH-HI	8.46	0.00	0.00	8.46	8.46
	FUND 195 TOTAL	8.46	0.00	0.00	8.46	8.46
CAPITAL PROJECTS						
301-1001	CLAIM ON CASH-CA	7.17	0.00	0.00	7.17	7.17
	FUND 301 TOTAL	7.17	0.00	0.00	7.17	7.17
DISTRICT CLERK						
502-1002	DIST CLERK ACCOU	291,026.14	36,842.79	12,500.00CR	315,368.93	297,366.23
502-1004	DIST CLERK-CIVIL	40,492.08CR	8,387.40	10,061.00CR	42,165.68CR	43,573.24CR
502-1005	DIST CLERK-CRIMI	17,957.73	12,780.98	0.00	30,738.71	24,898.43
502-1006	DISTRICT CLERK T	23,535.01	0.00	0.00	23,535.01	23,535.01
	FUND 502 TOTAL	292,026.80	58,011.17	22,561.00CR	327,476.97	302,226.43
COUNTY CLERK						
504-1002	CO CLERK CASH BO	17,513.00	1,683.31	1,277.31CR	17,919.00	18,269.38
504-1003	CO CLERK CASH BO	0.00	0.00	0.00	0.00	0.00
504-1004	CO CLERK-GENERAL	55.10	4,759.45	4,759.45CR	55.10	75.68
504-1005	CO CLERK-CRIM PA	1,674.32	1,128.00	1,138.00CR	1,664.32	1,644.90
504-1006	CO CLERK-TRUST A	0.00	0.00	0.00	0.00	0.00
	FUND 504 TOTAL	19,242.42	7,570.76	7,174.76CR	19,638.42	19,989.96
TAX ACCESSOR/COLLECTOR						
505-1004	TAX A/C- AUTO AC	129,324.28	634,110.46	619,570.24CR	143,864.50	105,224.29
505-1005	TAX A/C- AUTO AC	412.34	1,770.75	2,143.50CR	39.59	69.37
505-1006	TAX A/C-AUTO ACC	1.11	7,131.50	7,126.50CR	6.11	92.12
505-1007	TAX A/C- TAX ACC	5,177.28	324.47	336.55CR	5,165.20	5,186.90
505-1008	TAX A/C- ESCROW	1,923.93	2.39	0.00	1,926.32	1,924.75
	FUND 505 TOTAL	136,838.94	643,339.57	629,176.79CR	151,001.72	112,497.43

		BEGINNING BALANCE	TOTAL DEBITS	TOTAL CREDITS	ENDING BALANCE	AVERAGE DAILY BALANCE
COUNTY TREASURER						
506-1002	LAMB CO CAFETERI	4,832.78	7,111.32	0.00	11,944.10	8,271.22
506-1006	SPADE ACCOUNT-GR	0.00	0.00	0.00	0.00	0.00
506-1007	CASH-LAMB CO BAI	12,281.92	0.00	0.00	12,281.92	12,281.92
506-1008	TREAS CASH BOND	12,750.00	750.00	750.00CR	12,750.00	12,750.00
	FUND 506 TOTAL	29,864.70	7,861.32	750.00CR	36,976.02	33,303.14
COUNTY ATTORNEY						
507-1006	CO ATTY SEIZURE	4,506.52	0.00	0.00	4,506.52	4,506.52
507-1007	CC ATTY TRUST HO	3,640.30	16,113.44	16,507.44CR	3,246.30	3,707.86
	FUND 507 TOTAL	8,146.82	16,113.44	16,507.44CR	7,752.82	8,214.38
ADULT PROBATION						
509-1002	154th J.D. -PTAF	2,981.00	3,317.00	3,075.00CR	3,223.00	3,705.90
509-1004	LAMB COUNTY PTAF	0.00	0.00	0.00	0.00	0.00
	FUND 509 TOTAL	2,981.00	3,317.00	3,075.00CR	3,223.00	3,705.90
JUSTICE OF THE PEACE						
511-1011	JP 1 CASH ACCOUN	1,563.11	1,751.10	1,444.00CR	1,870.21	801.48
511-1012	JP 2 CASH ACCOUN	566.71CR	1,660.16	1,830.00CR	736.55CR	27.03
511-1013	JP 3 CASH ACCOUN	1,236.38	41,293.35	41,696.24CR	833.49	2,146.88
511-1014	JP 4 CASH ACCOUN	232.46	6,477.15	6,474.00CR	235.61	1,343.44
	FUND 511 TOTAL	2,465.24	51,181.76	51,444.24CR	2,202.76	4,318.83
SHERIFF						
515-1003	SHERIFF BOND FEE	0.00	0.00	0.00	0.00	0.00
515-1006	SHERIFF SEIZURE-	1.00	0.00	0.00	1.00	1.00
515-1007	SHERIFF PETTY CA	0.00	0.00	0.00	0.00	0.00
515-1008	SHERIFF LEOSE CA	14,449.89	18.02	0.00	14,467.91	14,456.09
515-1009	SHERIFF PRISONER	7,088.43	6,793.36	7,243.68CR	6,638.11	6,745.34
515-1010	SHERIFF UNCLAI ME	0.00	0.00	0.00	0.00	0.00
515-1011	SHERIFF TRUST AC	516.75	558.66	558.66CR	516.75	516.75
515-1013	SHERIFF TOYS FOR	8,002.53	9.98	0.00	8,012.51	8,005.96
	FUND 515 TOTAL	30,058.60	7,380.02	7,802.34CR	29,636.28	29,725.14
DEBT SERVICE						
801-1001	CLAIM ON CASH-DE	894.88	18.50	0.00	913.38	903.33
	FUND 801 TOTAL	894.88	18.50	0.00	913.38	903.33
	REPORT TOTALS	9,732,404.02	3,869,893.83	6,054,667.96CR	7,547,629.89	8,541,566.14

SELECTION CRITERIA

PRINT CURRENT

FUND: Exclude: 999
ACCOUNT TYPE: ALL CASH
TRANSACTION DATES: 4/01/2016 THRU 6/30/2016
PERIOD 13: EXCLUDE

PRINT OPTIONS

REPORT TYPE: SUMMARY
RECAP ONLY: YES
DESCRIPTIONS: NO

*** END OF REPORT ***

FUND: ALL
 ACCT: ALL
 TYPE: ALL CASH

DATES: 4/01/2016- 6/30/2016

ACCOUNT NO#	CHECKS	DEPOSITS	SVC CHARGE	INTEREST	MISC.	NET CHANGE	BALANCE
140-1000	0.00	0.00	0.00	0.00	0.00	0.00	0.00
140-1001	0.00	2,186.33	0.00	0.00	259.91CR	1,926.42	16,267.52CR
140-1003	0.00	65.00	0.00	0.00	0.00	65.00	285.00
140-1004	0.00	0.00	0.00	0.00	0.00	0.00	0.00
141-1000	0.00	0.00	0.00	0.00	0.00	0.00	0.00
141-1001	0.00	47,668.39	0.00	0.00	29,753.89CR	17,914.50	6,772.58CR
142-1000	0.00	21,166.90	0.00	0.00	0.00	21,166.90	28,357.13
142-1001	0.00	0.00	0.00	0.00	0.00	0.00	0.00
143-1000	0.00	0.00	0.00	0.00	0.00	0.00	0.00
144-1001	0.00	35,750.00	0.00	0.00	43,311.46CR	7,561.46CR	31,696.90
171-1001	0.00	7,087.47	0.00	0.00	6,884.93CR	202.54	3,358.70CR
600-1000	0.00	0.00	0.00	0.00	0.00	0.00	0.00
600-1001	0.00	38,001.67	0.00	0.00	30,916.94CR	7,084.73	45,094.48
601-1001	0.00	8,136.00	0.00	0.00	8,067.48CR	68.52	6,521.45
** TOTALS **	0.00	160,061.76	0.00	0.00	119,194.61CR	40,867.15	85,556.16

----- AVERAGE DAILY BALANCES -----

ACCOUNT	AVERAGE BALANCE
140 1000	0.00
140 1001	25,549.71CR
140 1003	235.44
140 1004	0.00
141 1000	0.00
141 1001	13,655.49CR
142 1000	20,756.99
142 1001	0.00
143 1000	0.00
144 1001	32,361.68
171 1001	2,847.34CR
600 1000	0.00
600 1001	34,321.70
601 1001	2,873.56

	BEGINNING BALANCE	TOTAL DEBITS	TOTAL CREDITS	ENDING BALANCE	AVERAGE DAILY BALANCE
JUVENILE PROBATION FUND					
140-1000	JUVENILE PROB CA	0.00	0.00	0.00	0.00
140-1001	CLAIM ON CASH-JU	18,193.94CR	69,606.75	67,680.33CR	16,267.52CR
140-1003	JPO RESTITUTION	220.00	65.00	0.00	285.00
140-1004	JPG-4-H ACTION F	0.00	0.00	0.00	0.00
FUND 140 TOTAL		17,973.94CR	69,671.75	67,680.33CR	15,982.52CR
STAND GRANT					
141-1000	CASH-STAND ACCOU	0.00	0.00	0.00	0.00
141-1001	CLAIM ON CASH-ST	24,687.08CR	47,668.39	29,753.89CR	6,772.58CR
FUND 141 TOTAL		24,687.08CR	47,668.39	29,753.89CR	6,772.58CR
TITLE IV-E FUND					
142-1000	IV-E CASH ACCOUN	7,190.23	21,166.90	0.00	28,357.13
142-1001	CLAIM ON CASH- I	0.00	0.00	0.00	0.00
FUND 142 TOTAL		7,190.23	21,166.90	0.00	28,357.13
LAMB COUNTY 4-H ACTION					
143-1000	LAMB COUNTY 4H A	0.00	0.00	0.00	0.00
FUND 143 TOTAL		0.00	0.00	0.00	0.00
JPO-STATE AID					
144-1001	CLAIM ON CASH-JP	39,258.36	35,750.00	43,311.46CR	31,696.90
FUND 144 TOTAL		39,258.36	35,750.00	43,311.46CR	31,696.90
VCLG GRANT					
171-1001	CLAIM ON CASH-VC	3,561.24CR	7,087.47	6,884.93CR	3,358.70CR
FUND 171 TOTAL		3,561.24CR	7,087.47	6,884.93CR	3,358.70CR
ADULT-BASIC SUPERVISION					
600-1000	CSCD CASH-AIM BA	0.00	0.00	0.00	0.00
600-1001	CLAIM ON CASH-CS	38,009.75	38,411.66	31,326.93CR	45,094.48
FUND 600 TOTAL		38,009.75	38,411.66	31,326.93CR	45,094.48

	BEGINNING BALANCE	TOTAL DEBITS	TOTAL CREDITS	ENDING BALANCE	AVERAGE DAILY BALANCE
ADULT-CCP COMMUNITY CORRE 601-1001 CLAIM ON CASH-CS	6,452.93	8,400.38	8,331.86CR	6,521.45	2,873.56
FUND 601 TOTAL	6,452.93	8,400.38	8,331.86CR	6,521.45	2,873.56
REPORT TOTALS	44,689.01	228,156.55	167,289.40CR	65,556.16	48,496.83

SELECTION CRITERIA

PRINT CURRENT

FUND: All
ACCOUNT TYPE: ALL CASH
TRANSACTION DATES: 4/01/2016 THRU 6/30/2016
PERIOD 13: EXCLUDE

PRINT OPTIONS

REPORT TYPE: SUMMARY
RECAP ONLY: NO
DESCRIPTIONS: NO

*** END OF REPORT ***

Investment Portfolio Pledged Securities
 AIM BANK
 LITTLEFIELD, TX

InTrader (pledged)
 Last : 03/31/2016
 As-of: 04/30/2016
 2AIM 1018373

Sec ID Loc	Ticket	Security Description Line 1 Security Description Line 2	Safeguarding Agent Rate	Maturity	Grp	Original Face S & P Par/Curr Face Moody	Priced Pledged	Book Value Market Value
PLEGGED TO: lambc								
3138A7GY8		*LAMB COUNTY FNMA #AH5614	THE INDEPENDENT BANKERSBANK	02/01/2026	305	2,610,000.00	04/26/2016	1,124,111.43
TIB	164039076		3.5			1,075,363.16	07/08/2015	1,140,329.65
3138ELUV3		FNMA #AL4195	THE INDEPENDENT BANKERSBANK	06/01/2027	305	5,425,000.00	04/26/2016	3,151,764.11
TIB	164038151		3.5			3,020,133.25	12/19/2014	3,192,929.99
3138M5J75		FNMA #AP2085 ARM	THE INDEPENDENT BANKERSBANK	08/01/2042	305	3,000,000.00	04/26/2016	1,561,208.55
TIB	164027259		1.935			1,501,877.70	02/04/2013	1,553,868.92
3138MBLV6		FNMA #AP7539	THE INDEPENDENT BANKERSBANK	09/01/2027	305	2,450,000.00	04/26/2016	1,416,958.53
TIB	164029772		3			1,348,430.39	11/26/2013	1,409,625.63
31410LEA6		FNMA #890329	THE INDEPENDENT BANKERSBANK	04/01/2026	305	1,775,000.00	04/26/2016	702,534.88
TIB	164024221		4			657,818.64	04/09/2013	702,681.87
31417YXZ5		FNMA #MA0695	THE INDEPENDENT BANKERSBANK	04/01/2031	305	900,000.00	04/26/2016	354,727.17
TIB	213001967		4			328,112.64	02/04/2013	352,851.47
31418APG7		FNMA #MA1322	THE INDEPENDENT BANKERSBANK	01/01/2023	305	1,452,000.00	04/26/2016	692,456.14
TIB	164033938		3			676,352.11	04/09/2014	706,098.94
31418ATJ7		FNMA #MA1452	THE INDEPENDENT BANKERSBANK	05/01/2023	305	1,270,760.00	04/26/2016	657,949.57
TIB	219000475		3			640,302.52	03/05/2014	688,578.95
TOTAL FOR PLEDGE ID lambc						Market: 9,248,410.41	Book: 9,661,710.38	
Pledged: 8						Current Face: 9,248,410.41	Market: 9,726,965.42	



Partner:

Trusted.

The information contained herein; while believed to be reliable, is not guaranteed.
 For assistance please contact TIB Investment Portfolio (866) 308-4842.

InTrader (pledged)
 Last : 04/30/2016
 As-of: 05/31/2016
 2AIM 1018373

Investment Portfolio Pledged Securities
 AIM BANK
 LITTLEFIELD, TX

Sec ID Loc	Ticket	Security Description Line 1 Security Description Line 2	Safekeeping Agent Rate	Maturity	Grp	Original Face S & P Par/Curr Face Moody	Priced Pledged	Book Value Market Value	
		PLEGGED TO: lambc							
3138A7GY8	164039076	*LAMB COUNTY FNMA #AH5614	THE INDEPENDENT BANKERSBANK 3.5	02/01/2026	305	2,610,000.00 1,054,880.49	05/26/2016 07/08/2015	1,101,610.04 1,118,022.55	
3138ELUV3	164038151	FNMA #AL4195	THE INDEPENDENT BANKERSBANK 3.5	06/01/2027	305	5,425,000.00 2,955,960.38	05/26/2016 12/19/2014	3,081,764.49 3,122,509.21	
3138M5J75	164027259	FNMA #AP2085 ARM	THE INDEPENDENT BANKERSBANK 1.936	08/01/2042	305	3,000,000.00 1,495,611.39	05/26/2016 02/04/2013	1,554,641.29 1,556,170.18	
3138MBLV6	164029772	FNMA #AP7539	THE INDEPENDENT BANKERSBANK 3	09/01/2027	305	2,450,000.00 1,325,332.30	05/26/2016 11/26/2013	1,392,359.79 1,382,819.73	
31410LEA6	164029772	FNMA #890329	THE INDEPENDENT BANKERSBANK 4	04/01/2026	305	1,775,000.00 645,249.69	05/26/2016 04/09/2013	688,883.71 687,413.87	
31417YXZ5	164024221	FNMA #MA0695	THE INDEPENDENT BANKERSBANK 4	04/01/2031	305	900,000.00 322,083.18	05/26/2016 02/04/2013	348,142.41 346,366.89	
31418APG7	213001967	FNMA #MA1322	THE INDEPENDENT BANKERSBANK 3	01/01/2023	305	1,452,000.00 659,898.02	05/26/2016 04/09/2014	675,099.22 688,168.96	
31418ATJ7	164033938	FNMA #MA1452	THE INDEPENDENT BANKERSBANK 3	05/01/2023	305	1,270,760.00 629,229.14	05/26/2016 03/05/2014	646,074.83 656,208.82	
3137BLVZ8	219000475	FHMS KJ02 A2	THE INDEPENDENT BANKERSBANK 2.597	09/25/2020	800	1,000,000.00 1,000,000.00	05/26/2016 05/02/2016	1,027,861.10 1,031,242.90	
		TIB 158016054							
TOTAL FOR PLEDGE ID lambc						Orig Face: 19,882,760.00	Current Face: 10,088,244.59	Market: 10,588,923.11	Book: 10,516,436.88
Pledged: 9									



Partner:

Trusted.

The information contained herein, while believed to be reliable, is not guaranteed.
 For assistance please contact TIB Investment Portfolio (866) 308-4842.

InTrader (pledged)
 Last : 05/31/2016
 As-of: 06/30/2016
 2AIM 1018373

Investment Portfolio Pledged Securities
 AIM BANK
 LITTLEFIELD, TX

Sec ID	Ticket	Security Description Line 1	Security Description Line 2	Safekeeping Agent	Rate	Maturity	GRP	Original Face S & P	Par/Curr	Face	Moody	Priced Pledged	Book Value	Market Value		
PLEGGED TO: iambc																
3138A7GY8		*LAMIB COUNTY														
TIB	164039076	FNMA #AH5614		THE INDEPENDENT BANKERSBANK	3.5	02/01/2026	305	2,610,000.00				06/27/2016	1,081,084.09			
TIB	164038151	FNMA #AL4195		THE INDEPENDENT BANKERSBANK	3.5	06/01/2027	305	5,425,000.00				07/08/2015	1,102,475.24			
TIB	164027259	FNMA #AP2085 ARM		THE INDEPENDENT BANKERSBANK	1.943	08/01/2042	305	2,891,987.86				12/19/2014	3,066,557.73			
TIB	164029772	FNMA #AP7539		THE INDEPENDENT BANKERSBANK	3	09/01/2027	305	3,000,000.00				06/27/2016	1,502,258.97			
TIB	164024221	FNMA #890329		THE INDEPENDENT BANKERSBANK	4	04/01/2026	305	1,445,259.84				02/04/2013	1,510,823.53			
TIB	164033938	FNMA #MA0695		THE INDEPENDENT BANKERSBANK	4	04/01/2031	305	2,450,000.00				06/27/2016	1,370,407.77			
TIB	213001967	FNMA #MA1322		THE INDEPENDENT BANKERSBANK	3	01/01/2023	305	1,304,740.37				11/26/2013	1,369,018.05			
TIB	164038151	FNMA #MA1452		THE INDEPENDENT BANKERSBANK	3	05/01/2023	305	1,775,000.00				06/27/2016	675,553.20			
TIB	219000475	FHMS KJ02 A2		THE INDEPENDENT BANKERSBANK	2.597	09/25/2020	800	632,970.72				04/09/2013	674,895.19			
TIB	158016054			THE INDEPENDENT BANKERSBANK	4	04/01/2026	305	900,000.00				06/27/2016	341,594.22			
TIB	164033938			THE INDEPENDENT BANKERSBANK	4	04/01/2031	305	316,086.50				02/04/2013	341,505.01			
TIB	219000475			THE INDEPENDENT BANKERSBANK	3	01/01/2023	305	1,452,000.00				06/27/2016	654,089.72			
TIB	164038151			THE INDEPENDENT BANKERSBANK	3	05/01/2023	305	639,830.01				04/09/2014	670,887.93			
TIB	158016054			THE INDEPENDENT BANKERSBANK	3	05/01/2023	305	1,270,760.00				06/27/2016	618,929.90			
TIB	158016054			THE INDEPENDENT BANKERSBANK	3	05/01/2023	305	603,271.15				03/05/2014	632,333.64			
TIB	158016054			THE INDEPENDENT BANKERSBANK	2.597	09/25/2020	800	1,000,000.00				06/27/2016	1,027,344.83			
TIB	158016054			THE INDEPENDENT BANKERSBANK	2.597	09/25/2020	800	1,000,000.00				05/02/2016	1,041,453.40			
TOTAL FOR PLEDGE ID iambc									Orig Face: 19,882,760.00		Current Face: 9,870,354.84		Market: 10,409,949.72		Book: 10,283,438.99	



Partner.

Trusted.

The information contained herein; while believed to be reliable, is not guaranteed.
 For assistance please contact TIB Investment Portfolio (866) 308-4842.